



REMOTE OPERATED VEHICLE ZEUS



REMOTE OPERATED VEHICLE ZEUS

Zeus has been designed for the EOD and SWAT community to deal with a range of scenarios from simple reconnaissance to full scale EOD render safe procedures. The highly modular design allows the ROV to be configured from a lightweight simple ROV to a fully capable EOD ROV.



This ability to configure 'in field' gives maximum capability with minimum equipment. No longer will teams use multiple ROVs, now all those roles can be fulfilled with 1 platform. Now they have the strength and capability of heavier ROV, but with all the advantages of a lightweight ROV.

The modular design also allows operators to repair 'in field'. Should part of the ROV be damaged in action, there is no longer any need to send the entire unit back to a workshop for repair. By simply replacing the damaged part via the quick release modular construction, the ROV can be back up and running in minutes.

MANIPULATOR

- Through claw camera view
- Ability to mount additional tools on side of manipulator
- Quick release
- 360° rotation

MAIN CHASSIS

- Aluminium, stainless steel & titanium construction
- Interfaces for 12v, 24v, RS232, camera & tether
- Kevlar track with extreme climb ability
- Waterproof & dustproof

CAMERAS


- Up to 5 cameras : through claw, front view, rear view, pan tilt, nomad 'go anywhere'
- Single camera design throughout ROV
- Low light capability
- High resolution
- Infra red capability
- Integrated white & infra red illuminators
- Quick release mounting system

ARTICULATING TRACK SYSTEMS

- Long for stability e.g. on stairs, short for manoeuvrability inside tight spaces
- Quick release articulating track module

ARTICULATED ARM

- Options for 1, 2, 3 and 4 section arm
- Turret
- No external wiring
- Quick release
- External Interfaces
- Aluminium, stainless steel and titanium construction, reducing weight and centre of gravity



TECHNICAL DATA

- Total assembled weight : 43 kg
- Max speed (in any configuration) : 3 km/h
- Payload : Up to 30 kg on flat surface
- Drag capability : 50 kg on medium friction surface
- Arm lift capability : retracted 21 kg, extended 7 kg
- Operator Control Unit : Pelicase 1520, dimensions 485 x 392 x 192 mm, weight 10 kg